


# Using Garage Band

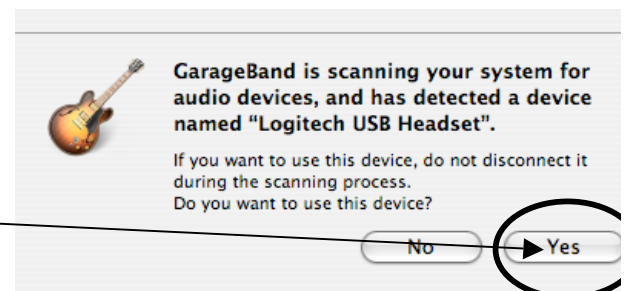
## Getting started with Podcasting

1. Open GarageBand
2. Click on **New Podcast Episode**



3. If you don't see this screen, go to File -> New
4. Name and save your project

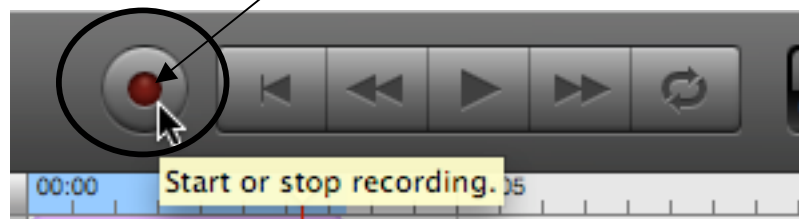
5. Plug in your headphones
6. Click **Yes** to use your headphones.



7. Click on the little **dot** in the male or female voice track. It should turn red.



8. Test your microphone - you should see **green bars** moving when you speak.
9. Click the **red Record** button to start recording.



10. Click the **space bar** to stop recording.